



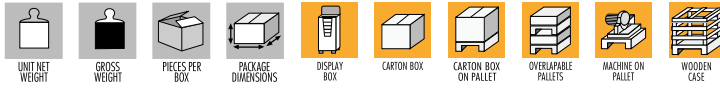
RAIMONDI

SINCE 1974 INNOVATIONS FOR
THE TILE SETTING PROFESSIONAL



CATALOG 2021/2022

DIMENSIONS AND WEIGHT




SHARED INFO



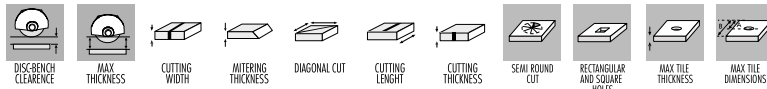
GENERAL TECHNICAL DATA




SAW SPECIFICATIONS: TECHNICAL/SPECIAL APPLICATION



CUTTING SPECIFICATIONS



DIAMOND PRODUCTS INFORMATION



TECHNICAL DATA

FLOOR PREP



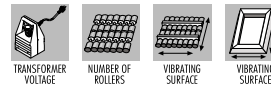
SPONGE MACHINES



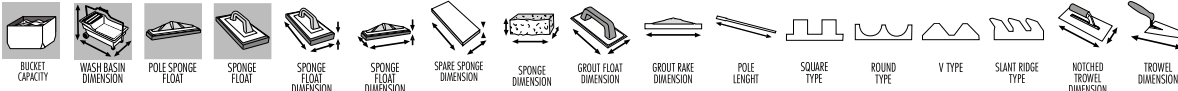
MIXERS



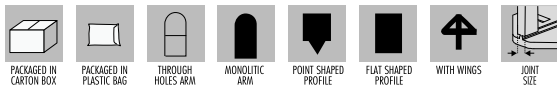
ELECTRICAL BARS




WASH BASINS AND TOOLS TECHNICAL DATA




SPACERS AND R.L.S.



ACCESSORIES





LAB SERIES – BRIDGE SAW MACHINES FOR LARGE FORMAT TILES

P. A24-26

Bridge saw machines for straight and 45° cutting on slabs up to 400 cm length

The new LAB series features three new bridge saw machines, equipped with water cooled diamond blades, specifically designed to cut and miter-cut slabs up to 400 cm (13.1') length. A high-quality finishing miter cut (45°/jolly) can be executed on slabs up to 330 cm - 10.8' (161 cm - 5.3' - without the specific set of accessories). All the LAB wet saws are equipped with dual side bench with countersquare, a powerful 2.2 Kw motor and, to optimize cutting performance, they are equipped with a relatively small diameter blade (Ø 200 mm - 8" on LAB 270 and LAB 330, Ø 250 mm - 10" on LAB 400) and a water nozzle inside the blade guard for superior cooling.



POLYSTYCUT

P. E4

Manual hot wire foam cutter for insulation boards

Polystycut is the new hot wire foam cutter for insulation boards.

Polystycut cuts boards of maximum thickness 25 cm (10"), and cutting height/length 120 cm (47 1/4").

Thanks to the cutting handle with adjustable angle (from 0° to 90°), Polystycut performs both straight and diagonal cuts. Even realizing notches is easy with Polystycut, thanks to adjustable height square and countersquare.

Polystycut is always ready for use: quick wire warming, in less than 6 seconds the wire reaches the working temperature.

Polystycut comes equipped with clamps kit for quick bridge positioning (both on vertical or horizontal tubes) and a stand for free positioning (stands even without a wall).



BUCKET WITH TOOLS HOLDER

P. O12

Bucket with steel half-ring for storage of various tools

Raimondi bucket range gets wider with a new tools holder bucket, very useful on the jobsite. The bucket (capacity 27 liters - 7.1 gal), is equipped with a steel half-ring for tools storage. The steel half-ring can be easily removed to allow traditional use of the bucket. All Raimondi's buckets are made with sturdy shockproof plastic of 4mm thickness and are resistant to temperatures down to -5°.



MEDUSA^{PLUS}, DOUBLE and TRIPLE SUCTION CUP^{PLUS}

P. P6

Suction cups with triple lip and tab for easy release, for smooth and textured tiles

All range of Raimondi suction cups are now suitable for use on textured tiles (of course perfectly works on smooth tiles too) thanks to the new triple lip cup.

The new cup is equipped with a tab for easy release, very useful in cases when the detachment from the tile is difficult. The grey rubber is stain-free, meaning it will leave zero marks on the tiles.

The long appreciated features of lightness and sturdiness are the same of the previous models.

Also, the packaging has been improved. In fact, all the versions now come packed into a display box with removable lid: simply open it and the product is ready to be displayed on the store.

Every suction cup comes with a cardboard lip suitable for hanging display.

Double and triple suction cup^{PLUS} replace the previous models, Medusa single suction cup will be available on both versions: the classic, now supplied with the new packaging, as well as the new Medusa^{PLUS} version.



R.L.S. HD CLIPS (HEAVY DUTY)

P. Q2

New R.L.S. clips: the best performance ever

HD stands for Heavy Duty, in fact these clips offer the highest tensile strength within the Raimondi's range of clips, together with a longer resistance to the maximum peak of tension (meaning they have a better tolerance during the wedge push).

Thanks to the new design, HD clips results much easier to insert underneath the tiles.

Therefore, HD are the best performing and easiest to use clips ever made by Raimondi, capable to perfectly level the heaviest tiles.

A further step forward has been made with its packaging, which now allows a faster and better product instore display.

Boxes containing bags are provided with an easy-to-remove corner: simply open the box and the product is immediately ready for sale.

Every box front side has clear indications with color icons to easily recognize the type and quantity of clips inside. Multiple boxes (either with corner removed or not) can be stacked on top of each other to create the desired display combination even without the need to store them on a shelf.

A new HD starter kit is now available with 250 HD clips 1.5 mm (1/16"), 250 wedges and 1 floor pliers. The kit comes packed into a four-color high quality printed box.

HD clips work with the same wedge and the same traction pliers which are common with all other Raimondi's clips.



P. Q5

LEVOMATIC^{AIR}*Pneumatic pliers for tightening R.L.S. wedges*

LEVOMATIC^{AIR} is the revolutionary pneumatic plier for pushing the wedge in the RLS system (clip/wedge type only) relieving the operator from any fatigue during this phase. The plier has a pneumatic operation, so it must be supplied with compressed air. It comes equipped with 9 meters long-29.5' (rod extension). LEVOMATIC^{AIR} can be easily adjusted according to the tile thickness, thanks to the front adjustable fork with gauge ruler indicator (metric). Also, the pushing speed of the wedge is adjustable, to optimize system performances.

The plier has been designed to be fully suitable for both right-handed and left-handed operators. Equipped with hook for hanging it onto waist belt. Supplied with carry bag. Air compressor tank is not included.



P. S7

T-CUT*Device for scoring and cutting large format tiles*

T-CUT is the new lightweight and compact device for scoring and cutting large format tiles. Its weight is lower than 2 Kg (4.4 lbs), so its transportation is very easy. T-CUT has an unlimited cutting length.

To perform scoring, the device can be placed with its wheels running on the edge of the tile (for parallel cuts) or, alternatively, running on the edge of the workbench (for diagonal cuts).

To perform the scoring, keep the T-CUT running onto edge and slide it sideways along the entire length of the slab while simultaneously pushing down onto scoring head unit.

The achievable width of tile is from 0 to 60 cm (23 5/8"). Supplied with snap plier for slabs with 3-12mm (1/8"-1/2") thickness.



P. S11

TSE180 - LATERAL TILTING EXTENSION FOR BM180^{MkII} and BM180^{PLUS}*Lateral tilting extension*

TSE180 is a lateral tilting extension designed to improve installer work, increasing safety, reducing fatigue and increasing productivity.

TSE180 (working in combination with BM180^{MkII} and BM180^{PLUS} workbenches) allows the support of the tile both during and after the splitting phase. With its tilting feature, allows the splitting of the tile, while preventing that the cut portion doesn't fall off. Splitting can be performed by one single operator.

Whenever not in use, it can be completely tilted down below the workbench.



P. S14-25

EASY-MOVE^{MkIV} and CLOSER^{PLUS} with new double and triple suction cups^{PLUS}*Large format tile handling frame and device to align tiles with new suction cups for both smooth and textured tiles*

EASY-MOVE^{MkIV} (large format tile handling frame) and CLOSER^{PLUS} (device to align and translate large format tiles during installation) are now equipped with the new double and triple suction cups^{PLUS}.

The new suction cups have a triple-lip pad, ensuring the functionality also onto heavy textured tiles.

The new pads (stain-free) are also equipped with a tab for easy release, very useful in cases when the detachment from the tile is difficult.



P. S25

LEVTOP^{PLUS} and LEVTOP^{FLAT}*Devices for countertops and furniture elements installation (level, accost and translate function)*

New range of devices for countertops and other furniture elements application. Both products align and level the two countertop sections. LEVTOP^{PLUS} has a third feature: it translates the two countertop portions. LEVTOP^{PLUS} is designed to work both in flat or in corners (angles to be equal, larger or smaller than 90° - action range 192°), while LEVTOP^{FLAT} works only in flat conditions.

Both ideal for tiles either with textured or smooth surface. LEVTOP^{PLUS} and LEVTOP^{FLAT} are equipped with 2 vacuum suction cups RV175: the grip can be restored without removing the suction cup from the slab to grant consistent support during the maturation of the bonding agent.



P. T2

P-REX*Cutting aid device for manual tile cutters (single rail)*

P-REX is an innovative device to be used onto manual tile cutters to improve cutting of tiles/slabs. Very easy to be used: it can be positioned (quick coupling via magnet) on the rail at the desired snap point.

Then, via the P-REX knob, is possible to gradually apply an accurate pushing on the tile score marking until it snaps.

P-REX is suitable for tile thickness 3-20 mm (1/8"-25/32"). Suitable with most common manual cutters with single rail.







**ITALIAN
INNOVATION
AND TECHNOLOGY
FOR THE TILE
SETTING
PROFESSIONALS**

Italy is known to be the cradle of ceramic tiles and it is still one of the most important production areas worldwide especially in terms of product innovation.

Innovative ceramic tiles inevitably lead to innovative tile installation processes since the two are physiologically connected together.

Raimondi, since its founding (1974, Modena) focused on the tools for the tile installation business and stood out in the industry thanks to its strong innovation capacity (which often resulted in being ahead of its time), its technological solutions as well as for the highest quality of its product, elements of which have led the company to become a world leader in the industry.

All this without giving up total control and management of the product, from development to shipment, from our facilities in Modena, Italy, where Raimondi products are still designed and assembled.



SINCE 1974 INNOVATIONS FOR PROFESSIONAL TILE SETTER

Officially established on 1974, the history of Raimondi S.p.A. dates back to almost one century ago. Indeed, in the early 1900's the Raimondi family entered the Tile industry through the father of the founder, a master tile setter.

From him, the founder Mirco Raimondi, apprenticed under his father and practiced the art until 1960. On those years, Mirco Raimondi left the job site with the intention of realizing some of his ideas.

So he started manufacturing machines designed to improve job quality and productivity while simultaneously reducing operator fatigue: the vibrating machines.

Of proven effectiveness and high quality, those products immediately met the approval of professional tilers. It was year 1974 and the company Raimondi Mirco S.n.c was established (which in 1984 will become

Raimondi S.r.l. and, in 2003 Raimondi S.p.A.).

The founder was soon joined by his son and current chairman Ivan Raimondi as well as his nephew Giorgio Sighinolfi (who took care of design & engineering). Together they expanded the range of products and the distribution network in a very short time, leading the company to develop the domestic market first and growing internationally shortly after.

Currently Raimondi S.p.A., who in the meantime saw the joining of the third generation (Marco Raimondi and Riccardo Sighinolfi), is a fast paced leader in the production of Tile / Stone machines and tools worldwide.

All this without losing its vocation for product quality and efficacy and, of course, the "made in Italy".



The first exhibition



Mirco Raimondi - Budapest 1965

PROUDLY DESIGNED & MANUFACTURED IN MODENA (ITALY)

Not only made in Italy. But made in Modena. Worldwide - city heart of ceramics, as well as city strongly devoted to mechanics. Activities linked to quality craftsmanship, but also to industry, to which still today we rely on selecting the best suppliers. Raimondi S.p.A. designs and manufactures in two facilities based in Modena, subjecting both components and products to accurate controls. That's why after more than 40 years we are still able to guarantee that quality level that distinguishes us from the beginning.

QUALITY, INNOVATION AND EFFECTIVENESS FOR PROFESSIONALS

Raimondi S.p.A. has always focused its product research on the end user: the tile-setter. Every single item, from the simplest tool to the most complicated machine, is developed according to the needs of the professional, aiming at three main targets: to improve the quality of the finished work, to increase productivity, and to reduce operator fatigue. Thanks to this, we have managed to introduce to the market highly innovative products throughout our history, always in step with the times and in line with professionals' needs.



LET'S KEEP IN TOUCH

We have always loved people to see and touch our products and still we do. We strongly believe both in direct contact with the final user of our products (the tiler) and with those who bring the products to him, sales & distribution network.

For this reason, since 1974 we regularly exhibit at the most important trade shows and exhibitions both domestic and international.

For this reason, we always organize events to exchange feedbacks with tilers and, of course, to offer them our installation methods and products.

This mutual and constant exchange of information and opinions is essential not to lose contact with those who are the final judges of our products and from whose satisfaction depends our success.

CERSAIE 2018



A COMMITMENT FOR INSTALLATION: ASSOPOSA AND OTHER ASSOCIATIONS

On year 2013 Assoposa was founded, the Italian association dedicated to the tiler's recognition and training. Raimondi S.p.A. is one of the founding members as a technical partner.

Since 2013 we support this project by actively participating to the training and updating of dozens of "masters" tilers throughout Italy.

The reason of this is because we still believe in value and importance of the tiler in the long process that transforms raw materials into raw ceramics and subsequently into floors (or cladding).

As well as the best fabrics that without good tailors will never become beautiful dresses, even the finest, beautiful and technically high-spec tiles will never become beautiful floors without the support of an excellent tilers. Considering our company's philosophy, actively supporting Assoposa since its foundation was almost physiological for us and we are proud to continue to give them our contribution.

Our engagement does not end with ASSOPOSA, indeed we co-operate with many other tile installers associations.

ASSOPOSA training session by Raimondi S.p.A.



ASSOPOSA & RAIMONDI

An affinity that comes from afar

On year 1950 my father, Mirco Raimondi, was elected President of the Artisans Consortium of Floor Layers in Modena. This happened after learning the art of tiles installation over many years by the side of his father Eugenio, tiler from the early '900.

Thanks to the passion for the profession and the esteem of members and colleagues, he started working for improving two aspects: tiler's working conditions and recognition of the tiler profession.

In order to satisfy the first need, he began to develop those products, which then led to the birth of our company.

But what could be done to give the proper recognition to the profession of the tiler? Create a group, with as many people as possible, of "certificated" Master Tilers.

The first initiative with the intention to achieve this goal dates back in 1987, the year ASSOPOSA was founded in collaboration with other major players in the industry and sponsored by the Ceramic Centre in Bologna.

Unfortunately, the first ASSOPOSA's life was short. In fact, the project did not meet the desired approval and was soon abandoned.

About twenty years later the project ASSOPOSA returns with greater energy thanks to the support of Confindustria Ceramica.

The introduction of the large format porcelain tiles and the publication of the norm called UNI 11493 have helped to make the chain manufacturer-retailer-consumer aware of the importance of the tiler installer: without qualified tilers is not possible to realize ceramic tiling which meets all market's expectations, both functional and aesthetic.

Thanks to this new scenario, on 2013 ASSOPOSA born once again (at the same time of CERSAIE Show) with the support of some promoters from 1987 and other new ones working in the same industry, without forgetting the fundamental support of Confindustria Ceramica.

Among the most relevant purposes of ASSOPOSA there is, of course, the intention to create a network of proven professional Master Tilers, to whom the market can refer for perfect installation of any type of tile.

Since 2013 ASSOPOSA has grown and today boasts hundreds of associated tilers. ASSOPOSA is also a key driver within the EUF (European Union of Tilers Associations).

Thanks to the collaboration of technical partners, leaders in their own fields, ASSOPOSA organizes dozens of training and professional growth seminars for tilers and construction technicians, as well as classes for designers.

The dream of Mirco Raimondi has not achieved yet: "I'll be glad when I will see the tilers move on site with a white coat". But we are finally heading to the right direction.

I am honored to continue my father's project and I am sure Raimondi support to the Association will never miss.

Ivan Raimondi

Owner of Raimondi S.p.A.






WHY DOGS? A BRIEF HISTORY BEHIND OF OUR COMPANY LOGO

Since "Raimondi Mirco s.n.c." was established in year 1974, we have been using a Dog as a trademark since we felt it would underline the qualities of "reliability and loyalty" - qualities the founder appreciated so much - thus identifying trademark for the newborn company became: the dog, "man's best friend" faithful, reliable, and loyal.

On year 1984 the company changed from Raimondi Mirco s.n.c. to Raimondi S.r.l., and a second dog was

added to the first one: the latter, lively and bouncy represents the new company, while the first dog (who is enjoying a well-deserved rest) represents the previous company.

On year 2003 the company changed its status from S.r.l. to the current S.p.A. [from limited liability company into joint stock company], keeping its trademark unchanged, that trademark having embodied the promises made back in 1974.



RAIMONDI

THE FACILITIES

Raimondi S.p.A. today operates in two manufacturing facilities for a total area of about 15.000 sq.m.: 12.000 sq.m for production and warehouse, 2.500 sq.m for sales, administrative, design, and R&D departments and 500 sq.m. for R&D, training and demo area and show room.

Raimondi S.p.A. covers a widespread domestic territory as well as many major worldwide markets exporting

the majority of its production through a network of reliable and skilled partners.

The commercial activity is supported by steady participation in the industry's major national, and international shows, always considered preferential meeting points with partners and operators within this industry.

Headquarter



One of the two manufacturing facility where the Research & Development department is also located

RAIMONDI ON-LINE

Raimondi S.p.A. is on line at www.raimondispa.com

Our website highlights the latest news in terms of products and events.

In addition, the user can easily access & review the technical information of every single products as well as downloading detailed brochures on specific products. Last but not least, the web site provides the list of events (exhibitions, open-houses, etc. . .) in which the company participate and/or organize.

On our YouTube channel (www.youtube.com/user/Raimondispa) as well as on our website, all products' videos can be watched on PC, tablet or smartphone.

The products with (youtube icon) have a video on the youtube channel to which it is possible to quickly access with mobile devices using QRcode.

In addition to that, always driven by the aim to be as close as possible to the end users, keeping them informed about our latest news and helping them with their needs, we are on the major social networks like Instagram and Facebook.



"LUPETTO" tiles beater

The first Raimondi product: "Lupetto" tiles beater. Back in 1974, 99% of the floors was laid with the "mortar base / mud bed" technique, so tiles needed to be "beaten" to ensure adequate bond to the "mud bed" and to prevent "lippage". Tiles beaters can be considered the first power-tool specifically designed for tile installers that has revolutionized installation technique. In fact, the use of tile beaters ensured technically perfect results while drastically reducing both the physical fatigue of the installer and the time for performing the job. With "Lupetto" the Raimondi history begins.




"DOBERMAN" rollers tiles beater

With "Doberman", the first rollers tiles beater, further improvement in the tiles beater world were introduced. "Doberman" is indeed a tiles beater equipped with external rollers that allows to vibrate up to the edge of the wall. In addition, thanks to "Doberman" the tiles installer can now perform the beating phase while working in upright position. Ideal for large areas, it is the first of a long series of rollers tiles beaters that still are in the Raimondi range.



"TITINA" floor preparation machine

"Titina" is the first floor preparation machine specifically designed for filling the joints and cleaning the floor during the grouting phase. To the specific tools for grouting and cleaning was subsequently added a multitude of other accessories to perform the most varied operations. Thanks to this as well as the extraordinary reliability of the machine, "Titina" becomes soon "the floor preparation machine for the tiles installer". "Titina" is the progenitor of the large family of Raimondi's floor preparation machines.



"S.T.F.30" bench saw machine

Evolution of the "S.T." (1978), "S.T.F.30" is the first bench saw machine equipped with an integrated hole cutting device. "S.T.F.30" is entirely made of aluminum and is renowned for its innovative hole cutting system that allows the machine not only to perform cuts, but also to drill the ceramic tiles of the time with ease.



"SUPERTITINA" floor preparation machine

1980 is a very important year for Raimondi. In fact "Supertitina" and "Minibet" were introduced. "Supertitina" is the evolution of "Titina" (1975). Thanks to the more powerful engine, the double speed and the larger diameter of the tools (as opposed to "Titina"), it is immediately appreciated by installers.



1974

- "Lupetto" - tiles beater (vibrator)
- "Cucciolo" - tiles beater (vibrator)
- Grout rake and waffled shoes
- "Canini" - wedges

1975

- Cross/T 5 mm - spacers
- "Doberman" - tiles beater (vibrator)
- "Boxer" - tiles beater (vibrator)
- Mortar spreader
- PVC hand tile beater
- "Titina" - floor preparation machine

1976

- "Stendibeton" - electrical bar
- Cross/T 3 and 7 mm - spacers
- "Breton" - tiles beater (vibrator)
- "Bang" - tilecutter

1977

- "Sprintbeton" - electrical bar
- "Bassotto" - tiles beater (vibrator)
- "Super 40" - tilecutter
- Knee pads
- "Medusa" - suction cup

1978

- Cross/T 2 and 4 mm - spacers
- "S.T." - bench saw machine
- Slab lifter
- "Terranova" - tiles beater (vibrator)

1979

- S45°/90° Square
- "S.T.F.30" - bench saw machine
- "Pointer" - tiles beater (vibrator)

1980

- Grout float 28 cm / Notched trowel 3 and 11 mm
- "Minibet" - mixer
- "Supertitina" - floor preparation machine

1981

- Cross/T 9 and 10 mm - spacers
- "Maxibet" - mixer
- "Speed" - stairs setter

1982

- "Bevel 50/60/90" - bridge saw machine
- "Mixer UB1" - mixer
- "Azzurro" - grout float

1983

- "Mixer UB3" - mixer
- Smooth tile shoes
- "Finish" - float with felt pads

professional spacers "+ / T 5 mm"

The ceramic industry introduces glazed "gres" tiles whose size differences do not allow the installation without joint. As a consequence, set tile with large joints became a must. To speed up the installation without having to renounce to the use of tiles beater, Raimondi first presents professional 5 mm (3/16") spacers both in cross and T shape. These two models were the first of a wide range of high-quality professional spacers which today consists of 11 sizes declined in 37 versions so to meet the most varied needs.



plastic tilecutter "BANG"

For the first time in the industry Raimondi introduces a tilecutter with a simple as well as ingenious design: "Bang". The winning features of "Bang" are the minimal structure made of plastic and aluminum that makes it lightweight (800 grams - 28 ounces) and extremely compact as well as the amazingly affordable price. "Bang" is a real revolution for its time: very light, inexpensive and capable to perform exceptional performance (cut of up to 60 cm).



mixer "MINIBET"

"Minibet" is the first adhesives and sealants mixer in the industry specifically designed for tile installer. Thanks to the 10 liter (2.6 gal) bucket, the light weight and the reduced dimensions, "Minibet" is immediately appreciated by the tiles installers. Entirely made of aluminum and proverbially reliable it becomes and remains for years a loyal allied for thousands of professionals. "Minibet" is the first in a series of compact professional mixers.




bridge saw machine "BEVEL"

"Bevel" is the first bridge saw machine designed by Raimondi for cutting ceramic tiles and natural stones up to a maximum length of 90 cm (35 1/2"). It is at the leading edge thanks to the sturdy structure, the high precision of cut, the removable tank and the innovative worktop which can be tilted in a special position to best perform 45° bevel-cuts ("jolly").



mixer "MIXER UB3"

"Mixer UB3" is designed for mixing two-components resin mixtures. The innovative system to hold the bucket, no matter which diameter and height, allows to mix the product directly in its container.



"PULIRAPID" professional wash basin

With "Pulirapid" Raimondi introduces a strictly professional wash basin. The design, its extreme sturdiness, included wheels and grit are the features that make it even today the preferred choice of professionals.



1984

- Rubber hammer
- "Arturo" - tiles holder tool
- "Handititino" - compact floor preparation machine

1985

- "S.T.85" - bench saw machine
- "Maxititina" - floor preparation machine
- "Pulirapid" - wash basin

1986

- Notched trowels
- Re-usable spacers
- "GS86" - compact saw machine

1987

- "S87" - trolley saw machine
- "Krick Krock" - level guides for wall covering
- Triple and double suction cups

1988

- "Rapid Universal" - wash basin
- "Mescol" - mixer reducer
- "Minititina" - floor preparation machine

1989

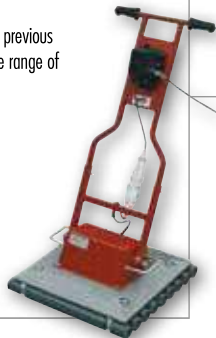
- "Camaleonte" - mixer
- "Morbidone" - knees protection cushion
- "Domenico" - wash basin
- Adjustable 45°/90° square
- "S.T.89" - bench saw machine

1990

- "Mastino" - tilebeater (vibrator)
- "Ginetto" - scraper
- "Venerdi" - wash basin
- "Camillo" - multipurpose trolley

"MASTINO" tilebeater

Tile size becomes bigger and bigger. So a much more effective tilebeater is needed. That is why "Mastino" was born. "Mastino", which is bigger and heavier than previous tilebeaters models, expands the already wide range of Raimondi tilebeaters.



"FORASPEED" hole cutting machine for porcelain tiles

The rise of porcelain tiles poses a new problem in the world of installation: how to cut holes. Until then, wolfram carbide bits had been sufficient for drilling tiles, but porcelain requires to use water cooled diamond bits instead. So, Raimondi launched "Foraspeed" which mounts internal-water-cooled diamond bits for a perfect and simple hole-cut on porcelain tiles.



1991

- "Rambo" - wash basin
- "Jolly 90" - automatic "jolly" machine
- "Foraspeed" - hole cutting machine

1992

- "Clarabella" - double head floor preparation machine
- "Pedalò" - wash basin
- "Bianchetto" - trolley to carry tiles
- "ECO92" - compact saw machine
- "CM100 manual" - bridge saw machine

1993

- "Supereco 93" - compact saw machine
- "Rosina" - sponge machine

"ROSINA" sponge machine

Few products attracted such a large and instantaneous interest as "Rosina" did. Since its launch on the market and thanks to its absolute innovation, "Rosina" becomes "the" solution for cleaning floor after joints grouting on large surfaces.

Operation no longer to be carried by hand being bent over the floor, but standing-up in absolute comfort. All this while cutting times and giving better results than the traditional manual cleaning. Flawless performance, ease of use and uncompromising quality made "Rosina" a real milestones in the history of the equipment for the tiles professional installers.



compact saw machine "GS86"

"GS86" is a highly innovative compact saw machine that still has no equal on the market. It was designed to solve the problems related to cut, hole-cut and 45° bevel cut ("jolly") arising from the wall installation of porcelain tiles. "GS86" is a concentrate of technology specifically designed for tiles installer professionals to perform perfect cuts and 45° bevel cut ("jolly") as well as square, rectangular and semi-round holes on tiles of any size.



bench saw machine "S.T.89"

"S.T.89" is a portable bench saw machine for performing cuts and 45° bevel cuts ("jolly"). It is provided with an exclusive device reservoir/tank which maintains the optimum water level for best cooling of the diamond disc. Also, it comes with hardened and chromed bars for the trolley.



Automatic 45° bevels cutting ("Jolly") machine "JOLLY 90"

In a time where profiles were not yet sufficiently refined and consequently established and porcelain tiles made inadequate most of the equipment already available to tilers, performing perfect 45° degree bevels cuts ("jolly") becomes a real need. Particularly felt by ceramic tiles distributors that require a tool suitable to provide an appropriate service to their customers. For this reason "Jolly 90" was born: a semi-automatic machine able to perform perfect 45° bevel cuts with ease on materials up to a maximum length of 90 cm (35 1/2"). Even on several tiles one after the other in a single pass. Another unique and innovative product from Raimondi.



wash basin "PEDALÒ"

With the introduction of "Pedalò", Raimondi presents what still remains the most practical wash basin for working standing-up available on the market. This thanks to the innovative system for squeezing the pole-sponge-float. "Pedalò", which is obviously ideal for floors, it is also perfect for wall cleaning.



compact saw machine "ECO92"

The growing global appreciation of ceramic tiles as preferred material for floors and walls coverings creates the need for saw machines which have to be both effective and compact as well as price affordable so to be accessible also to less mature markets.

For this reason the "ECO92" project was born. It results in essential, lightweight, compact and accessible compact wet saw which however does not sacrifice performances. A revolutionary project that will be later imitated by many in the industry.



"CM 150 AUTO" automatic feed precision saw machines

Because of the growing demand of large format porcelain tiles, ceramic tiles distributors now have the need to create "listelli", skirting boards, etc.. out from standard tiles.

"CM 150 AUTOMATIC" was born to give an answer to these needs thanks to the very precise cut, the automatic motor/disc feed and the diamond blades kit which allows to cut and bevel simultaneously more than one tiles up to a maximum length of cut of 150 cm (59"). The supplied accessories complete the machine to perform high precision repetitive cuts.



"ISOLA" platform

It is well known that tiles move if you walk on them with fresh adhesive. Isola platform is the brilliant and innovative solution to this problem. It has ridges which extend into the joint so to avoid installer feet to touch the tiles and allowing the pressure to be applied directly onto the solid substrate.

"Isola": the platform to walk over floor without moving the tiles.



"BERTA" sponge machine

The market manifests the need for a lighter and more compact sponge machine than the "Rosina", whose use is limited to big areas because of its big dimensions and heavy weight. The answer is the "Berta" sponge machine, suitable for use even in medium and small areas such as residential.

Weight (38 Kg - 84 lbs), dimensions (65x55x50 cm - 25"x22"x20") as well as cost are reduced, but performances even increased in comparison with "Rosina". Despite the numerous attempts to imitate it, "Berta" (or rather its successor "Berta ADV" - 2005) remains to this day the most effective, practical and reliable sponge machine available on the market.



"ZOE" bridge saw machine

Following the success of "Exploit" (1997), specifically designed for cutting tiles, the market is now demanding for a machine with similar technology but also able to cut thicker materials such as marble, granite, concrete structures, agglomerates, etc... That is why "Zoe" was born. A bridge saw which introduced in the industry plenty of unique technical innovations as well as impressive performances. Among the most relevant: the "belt transmission" and the motor assembly sliding system. The motor placed above the rail-guide is not invested by splashing water and thanks to the "belt transmission system" the ratio between the motor and blade rpm is reduced maximizing the torque and improving cut quality. The sliding motor assembly provided with four adjustable pulleys ensures perfect cuts up to 130 cm (51 1/8") length. "Zoe" redefines the standards of the industry.



"LEM 125" vertical cut saw machine

"Lem 125" is another of those products that reiterates Raimondi's constant propensity to innovation. In fact, with "Lem 125" Raimondi introduced, first in the industry, a totally new concept: "Lem 125" is the first vertical-cut saw machine that takes advantage of gravity to "automate" the cut. Thanks to this new concept, "Lem 125" achieves several advantages compared to conventional saw machines with the same performance: easy to transport, smaller area occupied on the job-site as well as for the storage, small amount of water for cooling disc of (only 25 liters - 6.6 gal), removable external plastic tank, user presence not required during cut, ideal feed speed in function of the thickness and hardness of the material.



1994

- "Husky" - adhesive tile shoes
- "Elia" - bucket holder trolley
- "Pakis" - seat with wheels
- "TS 94" - bench saw machine

1995

- "Azzurrina" - Grout float with interchangeable rubber
- "CM 150 Automatic" - Automatic feed precision saw machines

1996

- "Iperbet" - mixer
- Knee pads with ribbings for mud bed
- "Gigi" - notched trowel holder
- "Isola" - platform to walk on floor without moving tiles
- "Peppina" - mixing and grouting machine

1997

- "Exploit 50" - bridge saw machine
- "Pallino" - joint smoother tool
- "Kit 4 Slides" - steel slides kit

1998

- "Berta" - sponge machine
- "Exploit 70" - bridge wet saw
- "Supereco 98" - compact wet saw
- "Zoccolina" - notched trowel for skirtings
- "Spirù" - automatic wash basin

1999

- "S99" - trolley saw machine
- "Ercolaser" - self leveling laser
- "Manual tile cutters" - 44/52/63/75 cm
- White rubber mallet

2000

- "Skipper" - wash basin
- "Cico-Mix" - mixer
- "Jolly 1000" - automatic "jolly" machine

2001

- "Kessler" - straight edge handles
- "Trilaser" - self leveling laser
- "Bucanieri" - hole cutting machine
- "Zoe" - bridge saw machine

2002

- "Pikus" - bridge saw machine
- "Napoleone" - seat with wheels
- "Level Point" - for creating level point
- "Lem 125" - vertical cut saw machine

2003

- "Abrafughe" - grout saw tool
- "Exploit Advanced" - bridge saw machine
- "Bull-Dog" - profiling machine

mixer "IPERBET"

1996: A year dedicated to design specific tools for adhesive installation and mixing. Thanks to the know-how acquired from previous mixers such as Minibet, Maxibet 40, Mixer UB1, UB4 Mixer, Chameleon, the Iperbet was born. Thanks to the exclusive system which implies the rotating bucket and the stationary tool, the very high production capacity (300 kg/h) and the total electrical and mechanical reliability, Iperbet mixer is still the market leader.



compact bridge wet saw "EXPLOIT 50"

Porcelain tiles are now very popular on the market. They require an extremely precise and well finished cut which is not always obtainable with manual tile cutters or angle grinder. Raimondi R&D dept. gives the best of himself and in just 30 days designed and present to the market "Exploit 50", a real "exploit". Lightweight, compact and precise, it is a revolution because it represents the shifting of thousands of tile installers from the manual tile cutter or angle grinder to the precise and clean cut performed by diamond blade water-cooled via pump.



wash basin "SKIPPER"

The already wide range of Raimondi wash basins expands with "Skipper", designed to meet the demand for a professional but at the same time price competitive wash basin. The sturdiness, the large and big diameter wheels and the supplied grit, made "Skipper" a very appreciated wash basin from the professionals.



bridge saw machine "PIKUS"

The technical features of "Zoe" (2001) prove successful. So, why not transfer them to a model with smaller dimensions and weight specifically designed for cutting porcelain? The result is "Pikus" which, thanks to the excellent performances, the further innovative technical solutions, as well as the adoption of die-cast aluminum components, it quickly becomes the new benchmark on the market. "Pikus" has outstanding performance: unique in the industry. In fact, despite an engine output of just 1.5 hp (1.1 kW) is able to cut porcelain tiles up to 25 mm (1") thickness, and though it mounts just a Ø 250 mm (10") diamond disc, it has an overall maximum depth of cut capacity of 80 mm (3 1/8").




profiling machine "BULL-DOG"

Managing ceramic skirting boards is problematic due to several variables: product availability, high average cost, color rarely identical to the tiles used for flooring. This is especially true in markets which are geographically distant from ceramic tiles manufacturers. That is why "Bull-Dog" was designed and introduced: the first compact profiling machine in the industry capable to create the skirting boards directly from the same tiles used for floor covering. This meant for both ceramic distributors and contractors to reduce the cost per piece and overcoming the problems of color tonality and availability. Thanks to the wide range of diamond wheels "Bull-Dog" provides several levels of finishing, from mat up to polish (on full body materials such as porcelain and marble).



"IPERTITINA" floor preparation machine

The floor preparation machines ("Supertitina" and "Maxititina") already in range are more often required for performances which not always are within their reach. In particular there is a need for better performances in removal, abrasion and scarifying operations (i.e.: adhesive removal, scarifying existing floor for improving adhesive bonding, etc...). For this kind of applications the weight plays a key role. For this reasons "Ipertitina" was born. It is the floor-preparation-machine flagship and thanks to its powerful motor (3 HP/ 2.2 kW) and the sturdy mechanical construction, it can be ballasted to achieve a total weight of over 80 Kg (176 lbs). This allows to cut time of about 70% (compared to "Supertitina" and "Maxititina") for abrasion, removal and scarifying operations. Moreover, in addition to the well-known tools suitable also for "Supertitina" and "Maxititina", "Ipertitina" can be equipped with the geared planetary for restoring wooden, marble, granite and agglomerates floors.



2004

- "Nelson" - rolling seat with knee pads
- "Fakiro" - plaster rasp
- "Colombo" - adhesive spreader
- "Ipertitina" - floor preparation machine

2005

- "Berta Advanced" - sponge machine
- "Cross and T 1 mm" - spacers
- "S99 Advanced" - trolley saw machine

2006

- "SA80" - trolley saw machine
- "Sherpa" - trolley saw machine

2007

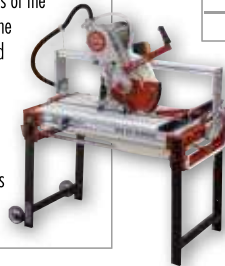
- "Pikus Adv"- bridge saw machine
- "Zoe Adv"- bridge saw machine
- "SA 25"- trolley saw machine

2008

- "Foraspeed 08" - hole cutting machine
- "Cross and T 1,5 mm" - spacers
- "Bi-Bulldog Advanced" - profiling machine
- "Bulldog Advanced" - profiling machine

"ZOE ADV", "PIKUS ADV" bridge saw machines

The "Zoe" and "Pikus" models, which came into production in 2001 and in 2002, have earned and still enjoy the appreciation of professionals. Nevertheless Raimondi decides to improve their features and design the "ADV" versions which adopt the technical innovations introduced with "SA80". While maintaining the electro-mechanical features of the previous versions, in the new "ADV" models the 90% of the painted-steel components has been replaced with anodized and painted aluminum parts which eliminates the risk of rust formation and consequent erosion of the structure. In addition to the above-mentioned and many other improvements, the two most important new features are: the removable tank in sturdy plastic and the telescopic legs that allow a single user to place the machine.



"R.L.S." levelling system

Large format tiles and slabs are getting popular. Both manufacturers and installers report difficulties to prevent "lippage" (differences in height between the tiles). Raimondi takes a 2002 project from its archive, reworks it and at Cersaie 2009 presents the "R.L.S.": Raimondi Levelling System. Thanks to its extreme effectiveness, ease of use and technical features designed for professionals, the positive reaction of the industry is immediate: "R.L.S." solves the problem and becomes "the installation system recommended by all tiles manufacturers".



2009

- "Stafix" - device to set mortar base
- "Penisola" - Platform for T layout
- "SA09" - trolley saw machine
- "Microtitina" - floor preparation machine
- "SMS" - bridge saw machine
- "R.L.S." Raimondi Levelling System - leveling spacers

2010

- "CM 180"- Automatic feed precision saw machines
- "Bulldog" and "Bi-Bulldog" automatic
- "Ipertitina Plus"- floor preparation machine
- "R.L.S. 12/20 mm" - high thickness R.L.S. clip
- "Fluid-Mix"- mixer for self levelling
- "Lem 150"- vertical cut saw machine

"RAI-FIX", "RAI-CUT"

mechanical fixing system for wall application of slabs
For the application to the wall of slabs bigger than to 40x40 cm (16"x16"), whether ceramic or natural stone, regulations require the use of a mechanical fixing in addition to the adhesive. Compared to the devices already available in the market, the "Rai-Fix" system offers the following advantages: fully invisible when mounted, it allows joints as small as 2 mm (3/32"), being stainless steel it remains unchanged even exposed to sun and weather. To insert the "Rai-Fix" hook a groove on the back of the tile has to be created. This can be done easily during the installation using the "RAI-CUT" device.



2011

- Height adjustable rake for self-leveling
- Sheet-presser roller
- "Rai-Fix" and "Rai-Cut" - safety "anchorage" system
- "Maxi Krick-Krock" - wall leveling guides
- "Digital Mixer" - mixer
- "Easy" - wash basin
- "Smart" - wash basin


2012

- "Lem 105"- vertical cut saw machine
- "Maxi-Cut" - bridge saw machine
- "Free-Cut" - cutting guide for big slabs
- "Free-Move" - handling device for big slabs
- "Closer" - device to accost tiles and slabs

"BM180"

working bench for large formats

Raimondi introduces BM180: the first modular bench in the world specifically designed for working in building site with large porcelain ceramic slabs. Thanks to the worktop (made up of extruded aluminum profiles with space between them) of 90 cm width and 180 cm length, to the possibility of connecting several benches and to the wide range of accessories, BM180 is ideal for the longest and largest slabs since it reaches a maximum length of 360 cm and a maximum width of 150 cm.



2013

- "Free-Flex" - cutting units with angle grinder for "Free-Cut"
- "Easy-Move" - handling device for big slabs
- "BM180" - modular bench
- "R.L.S. 3D" - clip for the Raimondi Levelling System
- "R.L.S. 3 and 4 mm" - clips to create 3 or 4 mm joints

trolley saw machine "SA80"

"SA80" is a fundamental step forward in terms of technical innovation of Raimondi saw machine line. It is indeed the first of a new generation of saws made at 90% with anodized aluminum and equipped with fully removable polypropylene tank. This is to meet the needs of professionals who complain about the older generation of saws (with coated steel chassis) which are inevitably affected by rust formation that compromises the structure although the machine is still otherwise perfectly effective.



dual-head profiling machine "BI-BULLDOG ADVANCED"

5 Years after the introduction of "Bul-Dog" the line of profiling machines evolves drastically thanks to a brand new design. The countless improvements in comparison with the previous model confers the machines much better performance, such as the ability to shape material of thicknesses up to 3 cm (1 3/16") and maximum length of 120 cm (47 1/4"). But not only that. In fact the range is expanded thanks to the "Bi-Bulldog ADV", a dual-head profiling machine which is therefore able to work with two diamond wheels in sequence. Obviously this results in a far bigger production capacity if compared to the single-head model, in a greater ease of use and, last but not least, in a higher quality level of the skirting boards.



automatic feed precision saw machines "CM 180"

The maximum length of cut of the "CM 150 automatic" (1995) equal to 150 cm (59") is no more sufficient. That is why "CM 180 automatic" with its maximum cutting capacity of 180 cm (71") was born. "CM 180 automatic" is a completely redesigned machine than the "CM 150 automatic", with much more evolved technical, mechanical and functional features. Thanks to these new characteristics "CM 180 Automatic" it is no longer limited to just cut and bevel simultaneously, but equipped with a range of dedicated accessories, it can perform multiple cuts and multiple anti-slippery grooves (multi-discs-device).



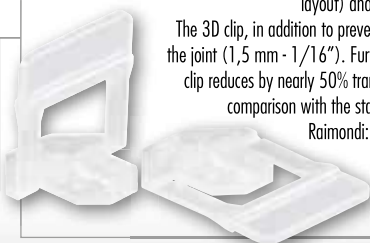
"FREE-CUT", "FREE-MOVE"

More and more large porcelain slabs (size up to 300x150 cm - 10'x5' - and thickness 3/6 mm - 1/8"-1/4") gain popularity on the market thanks to their high rate of innovation. Innovation that naturally involves new needs in order to perform a correct installation of these materials, so imposing as delicate. Raimondi, in cooperation with the leading manufacturers of porcelain slabs, develops a range of products specifically designed for the installation of these materials. Within them, two are the most significant. "Free-Cut" is the modular cutting guide built in anodized aluminum which, naturally, performs cuts up to a maximum length of 320 cm (10.5"). "Free-Move" is the most complete device for handling large slabs. Thanks to the included trolleys it also allows to place the slab in a vertical position so to apply the adhesive on the back with ease.



3D clip for Raimondi Levelling System "R.L.S. 3D"

5 years after its introduction, the revolutionary "R.L.S." (Raimondi Levelling System) expands thanks to the introduction of the innovative "3D Clip". The new clip is perfect to be used with any installation layout and is suitable to be positioned both in the tiles intersections (both "+" and "T" layout) and on the tiles sides. The 3D clip, in addition to prevent lippage, creates the joint (1,5 mm - 1/16"). Furthermore, the new clip reduces by nearly 50% transport volumes (in comparison with the standard R.L.S. clip). Raimondi: endless evolution.



"EXPLOT 2015, "BOLT", "MISTRAL" New bridge wet saws

Our extensive range of bridge wet saws further increases thanks to 3 new models (Exploit MY15, Bolt, Mistral). These brand new bridge wet saws adopt technologies and components developed and well run in on our top-of-the-range saws and put them into a compact and essential package. All made in Italy.



"VOLPINO" Compact vibrator for large format tiles

In order to correctly install large format tiles it is necessary to not neglect none of the aspects that contribute to realize a perfect installation. Among them, helping any air pocket escaping from underneath the slab is crucial and Volpino performs on this function with the maximum efficiency. The high vibration frequency and the special stain-free-rubber plate, allow to ensure the tile slab a full bound to the adhesive, preventing any potential cracks and/or stains, expelling any air pocket from underneath the slab.



"EASY-MOVE ^{MkIII}" handling frame for large format tiles

EASY-MOVE ^{MkIII} is the fourth generation of Raimondi frames designed for the handling and installation of porcelain ceramic slabs. Thanks to the many years of experience gained in this field, EASY-MOVE ^{MkIII} incorporates all the technical features (such as the stain-free, tilting suction cups with vacuum gauge and the crossbars and suction cups that can be freely positioned or completely removed) necessary during the most complex situation during installation.



"R.L.S. VITE" screw leveling system

After 8 years in the market, the revolutionary RLS system composed by clip, wedge and plier, sees the entry of the new screw model. RLS VITE consists of two elements only: a threaded clip and a cap which, with a rapid movement, is screwed on the clip until it reaches the slab. At this point the pressure required for leveling is applied. The RLS VITE system is created for all those tilers that prefer to "feel" the pressure that is applied on the slabs rather than relying on a tool such as the plier in RLS clip/wedge system. RLS VITE works on tiles of thickness from 3 to 26 mm.



"MEGATITINA" single-disc/head machine

Megatitina was created to meet a very specific and growing need: scratching porcelain surfaces (but also marble, resin, cement, etc.) as well as smooth uneven surfaces. The power (4 or 3.4 hp) combined with the diameter of the tool holder disc (280 and/or 380 mm) and the modular weight (from 67 to 73 kg via ballast that can be placed in multiple positions or completely removable) as well as the technical measures specifically designed for this machine, they give Megatitina an excellent effectiveness.



2014

- "Fido" - Ergonomic support
- Vacuum suction cups - Suction cups with pump to create vacuum
- "Double Easy-move" - Handling device large format tiles with crossbars
- "Easy move vacuum" - Device for handling large format tiles with vacuum suction cups
- "Cam" - Modular trolley
- Slabs lifter - Device for lifting and laying tiles and large stones
- "R.L.S. 1 mm" - Clip to create 1 mm joints
- Sponge floats with quick change system "Easy Lock"

2015

- "Exploit 2015", "Bolt" and "Mistral" - Bridge wet saws
- New "SMS" - Bridge wet saws
- "T-move" - Device for handling large format tiles
- "Cam 320" - Modular trolley
- "Jolly Adv" - Machine to perform 46° bevels (jolly)
- "Jollyna" - Compact machine to perform 46° bevels
- "Back-finisher Bulldog" - Machine for removing the texture relief on the back of the tiles
- "Foracoste" and "Slot" - Devices to make holes and incisions on the side of the tiles
- "Molosso" - Tilebeater for 20 mm thickness tiles
- Spacer "+" and "T" type for 20 mm thickness tiles

2016

- "Double" - Removable and reusable dual size (joint) spacer
- "R.L.S. 3 mm" - 3D Clip (both "+" and "T" layout) to create 3 mm joints
- Profiling device for FREE-CUT cutting guide to perform 1/2 bullnose profile on slabs
- "Cam Adv" - Modular trolley for the transport of large format tiles and handling devices
- "Easy-Move Adv" - Devices with variable extension for handling large format slabs
- "Volpino" - Compact vibrator for large format tiles
- "Kompass" - Device to scribe circles and arcs
- 90° Gluing kit - for creating steps and countertops
- Side bench with square for bridge wet saws
- Manual tile cutters 93 and 125 cm - Push incision
- Vacuum (pump) suction cups with vacuum gauge

2017

- "Raizor" - cutting system for up to 447 cm slabs
- "Easy-move ^{MkIII}" - variable extension handling device
- "BM180 ^{MkII}" - working bench with folding legs and wide range of accessories
- "R.L.S. VITE" - "screwing" leveling system
- "SMS 260" - bridge saw machine for cutting 260 cm
- "Rai-Fix" 5 mm - safety withholding hook

2018

- "Megatitina" - Single-disc/head machine
- Slant Ridge notched trowels 36x13 cm
- R.L.S. tiles chipping (& scratching) preventing platform
- Scratch-preventing washer for R.L.S. VITE
- "Rotocuneo" - 3-in-1 tile shim
- "Power Raizor" - multi-angle cutting unit for Raizor
- "BM180 PLUS" - variable-width bench (100-150 cm)
- Tile-support cylinders
- "Tip-Top" - miter-clamping-device for stairs & countertops

Ergonomic support "FIDO"


Large format tiles market continues to expand requiring new and specific products suitable to optimize the operator's work so to reduce installation times, increase productivity and reduce physical effort. It is with this purpose that "FIDO" was born.

"FIDO" is a comfortable, stable and safe support during the operation of spreading adhesive, placing, adjusting and cleaning of tiles. Thanks to the ergonomic design the weight of the body is distributed in an optimum manner relieving fatigue and increasing the working area range of the operator thus reducing installation time. Made of sturdy die-cast aluminum with rubber inserts.



Tilebeater for 20 mm (3/4") thickness tiles "MOLOSSO"

The introduction of the 20 mm (3/4") thickness tiles, targeted mainly for outdoor use, create a new need: to compact them when installing them on mortar bed. Even though the range of Raimondi vibrating machines is wide, it does not include a model powered and loud enough for working effectively with these heavy and big tiles. So, we introduced the Molosso. Due to its weight, its large vibrating area, its power and its sturdiness, Molosso is the solution to address this new need.



Removable and reusable dual size (joint) spacer "DOUBLE"

In accordance with regulations about correct ceramic tile installation such as the Italian UNI 11493-1, DOUBLE has been designed to be very easy to remove after use. Designed to work on the sides of the tiles (not into intersections) so to ensure the maximum effectiveness especially on large format tiles; Thanks to the wide contact surface between tiles once in working position, DOUBLE ensures both perfect joint size and parallelism of the tiles.

One of the two facets of DOUBLE allows the product to be used flush to the floor as well as into corners; particularly helpful for wall covering. Each DOUBLE is designed to create two joints of different sizes: grey color to create joint sized 1 and 3 mm (1/32" and 1/8"); red color to create joints sized 2 and 5 mm (3/32" and 3/16").



light and professional cutting guide for large format tiles "RAIZOR"

Raizor was born 5 years after the introduction of Freecut (the first cutting guide for large-format ceramics by Raimondi) and redefines the industry standards. Light, compact, easy to transport (extruded aluminum profiles are contained in a comfortable padded bag with compartments) and with technical features (such as stain-free suction cups contained in the guides and the die-cast cutting unit provided with the guide) that give unique performances for the professional tilers.

Raizor offers a cutting length of 332 cm, which can be extended up to 447 cm with a special extension.




miter-clamping-device for stairs & countertops of any length "TIP-TOP"

Like any Raimondi product, Tip-Top aims to solve new problems in the most rational, innovative and effective possible way. Here is therefore a gluing device that allows you to make countertops and steps with tiles and slabs of any length, without any limit (perfect for example even for slabs of 300 cm in length). A product as effective and versatile as precise, practical and compact.



"EASY-MOVE ^{mkiv}" frame for handling large format tiles with RV175 vacuum (pump) suction cups

EASY-MOVE, the frame for handling large format tiles reaches its fourth generation. Completely redesigned from scratch, EASYMOVE ^{mkiv} offers functionality and performance never achieved before. Of particular note are the brand new vacuum suction cups RV175 (max load capacity 130 Kg, Ø 175 mm). Designed to work perfectly on structured materials, they are equipped with a gauge. In addition, the parts most subject to wear and / or breakage accidental (stain-resistant rubber and vacuum gauge) are easily removable and replaceable.



"e-FOX" professional cordless vibrator

Heir to tile-vibrator "Volpino", e-FOX introduces an important feature: it is battery powered.

First professional battery powered tile-vibrator on the market, e-Fox is very easy to use as there are no more cords getting in the way. Another innovation is its versatility: it is design to work with large format tiles (the 21x14 cm "V" shaped plate is ideal for this function) but the vibrating area can be quickly reduced to 15x15 cm to vibrate smaller surfaces and / or small tiles like steps, planks, columns.



2019

- Easy Move ^{mkiv} - frame for handling large format tiles with RV175 vacuum suction cups
- RV175 - vacuum suction cup with removable gauge and rubber
- Corner protectors - universale corner protectors for 3-12 mm thick tiles/slabs
- BC45 - Device for miter cut (Jolly) on tiles and slabs
- Snap - cutting-off pliers for 3-12 mm thick tiles/slabs
- RLS VITE - new 1,5 and 3 mm clips
- Vitexpress - "screw/unscrew" device for RLS VITE
- Motokompass - device for circular shaping
- Spacers for diamond shaped tiles
- Lamellar grinding discs finishing the edge of the tiles/slabs

2020

- LAB 270 & LAB 330 - wet saw machines for large format tiles/slabs
- e-Fox - 2 in 1 battery powered professional tile-vibrator
- Power Vacuum kit - kit for creating the vacuum in several vacuum suction cups
- Easy-Move 150 - frame for handling slabs up to 150 cm in length
- Only One - device to assist installation of large format tiles
- Cam ^{mkiii} - modular trolley for large format tiles
- Tyrrel - compact cart for tiles/slabs
- 155 cm push manual tile cutter
- Tool bag
- RLS wedge/clip- new 2 mm clip
- RLS wedge/clip- new 1 mm V2 (version 2)

To perform 45° miter cut **"BC45"**

BC45 is designed to perform 45° miter cut high quality finishing ("jolly") on tiles and slabs, without any limit on length and on thicknesses up to 20 mm.

It works leaning and sliding on the edge of the tile (or slab): this guarantees a fast and precise work execution, also thanks to The two handles are designed to easily allow the necessary pressure during the entire length of the miter cut (entrance, slab side, exit).



device to assist tiles installation **"ONLY-ONE"**

ONLY-ONE is a device that allows a single operator to collect a tile sized up to 150x150 cm from the floor and transport it to the installation area, back butter it, and lay it down next to the tile previously installed.

ONLY-ONE is a trolley with 4 swiveling wheels to be used together with EASY-MOVE 150.

